

Attach your candidate label here

JAPANESE

JPN315114

Section **A** Listening and Responding

Pages: 12

Questions: 4

Preparation time for this exam: 15 minutes

Suggested working time: 60 minutes

Instructions:

- You will hear **four (4)** spoken texts, and each will be played **three (3)** times. There will be a short break between the first and second playing, with a longer break after the third and final playing.
- Answer **all** questions and **all** items within each question.
- Write your answers in the spaces provided in this exam paper. You are not required to answer in full sentences.
- The exam is **three (3)** hours in length. The suggested working time for this section is **approximately 60 minutes**.
- All answers must be written in **English**.
- You **must** make sure your answers address the listed criterion.

Marker use	
C1	/ 60

Guide to Exam Structure

	Parts	Questions available	Questions to answer	Suggested working time	Marks available
Section A		4	4	60 minutes	60 marks
Section B	Part 1	2	2	40 minutes	60 marks
	Part 2	1	1	20 minutes	
Section C	Part 1	1	1	20 minutes	Extended ratings of A+ to z
	Part 2	5	1	40 minutes	
Totals		13	9	180 minutes (3 hours)	120 and A+ to z rating

Criterion

You **must** make sure your answers address:

- Criterion 1 listen and respond to spoken Japanese.

Blank Page

Spoken text 1 – Question 1

Marker use

Listen to the spoken text and answer the questions in **English**, giving as much detail as possible.

a)

i. What is the situation where this text is taking place?

.....
.....

ii. What makes you think this?

.....
.....

b) Where does the customer want the large table placed?

.....
.....

c) How many chairs are to be placed with the table?

.....
.....

d) What is to be placed in the second bedroom?

.....
.....

e) How does the staff member describe the picture of Mount Fuji?

.....
.....

/2

/1

/1

/1

/1

Question 1 continues

Question 1 continued

Marker use

f) Where does the customer ask the staff member to place the picture of Mount Fuji?

.....
.....
.....

/2.5

g)

i. What will happen to the picture next week?

.....
.....

/3.5

ii. Why?

.....
.....

h)

i. Where does the customer ask the staff member to place the small clock?

.....
.....

/3

ii. Why?

.....
.....

**Total
Q1
/15**

Spoken text 2 – Question 2

Marker use

Listen to the spoken text and answer the questions in **English**, giving as much detail as possible.

a) Which **two (2)** places is the news reporter talking about?

.....
.....

/1

b) When does the Japanese festival happen in Hobart?

.....

/1

c) Which event in Japan is on around the same time?

.....

/1

d) How do local students of Japanese participate in the event?

.....
.....

/2

e) How is taking care of the environment considered in this event?

.....
.....

/2

f) What does Hobart's sister city, Yaizu, do in this event?

.....
.....

/1

g) What was given to Launceston by its sister city, Ikeda?

.....
.....

/1

h) What did Launceston give to Ikeda in return?

.....
.....

/1

Question 2 continues

Question 2 continued

Marker use

i) What does the text say there are many of in Ikeda?

/1

.....

j) How do the local people in Ikeda feel about the gift received from Launceston?

/1

.....

k) What shared project have the people of Devonport done with their sister city, Minamata?

/1.5

.....

l) What benefit of the sister city connections is mentioned in the text?

/1.5

.....

.....

**Total
Q2
/15**

Spoken text 3 – Question 3

Marker use

Listen to the spoken text and answer the questions in **English**, giving as much detail as possible.

a) How and when will the customer travel to Tokyo?

.....
.....

/2

b)

i. Where will he go to first?

.....

/2

ii. Why?

.....

c)

i. At which station should he change to the Yamanote line?

.....

/2

ii. At which station should he get off the train?

.....

d) What recommendation does the customer ask about in Tokyo?

.....
.....
.....

/3

e) Which place is the staff member's best pick?

.....
.....

/1

f) Why does the staff member like this place?

.....
.....

/1

Question 3 continues

Question 3 continued

Marker use

g)

i. What kind of day is best to visit this place?

/ 4

.....
.....

ii. Why?

.....
.....

**Total
Q3
/ 15**

Spoken text 4 – Question 4

Marker use

Listen to the spoken text and answer the questions in **English**, giving as much detail as possible.

a) What sport is the speaker talking about in this text?

.....
.....

/0.5

b)

i. When did he first go to see a live match?

.....
.....

/2

ii. With whom?

.....

c) How did he think and feel about the sport the first time he saw a game?

.....
.....
.....

/1.5

d) When did he meet a new friend who loved the sport?

.....
.....

/1.5

e) Which team (city and name) was his new friend a fan of?

.....
.....
.....

/1

f) Describe the situation when he started to enjoy watching the sport.

.....
.....
.....

/2

Question 4 continues

Question 4 continued

Marker use

g)

i. When did he go and watch his second live game?

/2

.....
.....

ii. With whom?

.....

h)

i. How long has he been playing the sport for?

/2.5

.....

ii. What is his dream for the future?

.....
.....

i) What is he doing to reach his goal?

/2

.....
.....
.....

End of Section A

**Total
Q4
/15**



TASMANIAN
ASSESSMENT, STANDARDS
& CERTIFICATION

This exam paper and any materials associated with this exam
(including answer booklets, cover sheets, rough note paper, or information sheets)
remain the property of Tasmanian Assessment, Standards and Certification.

Attach your candidate label here

JAPANESE

JPN315114

Section **A** Listening and Responding

Pages: 8

Spoken texts: 4

TRANSCRIPT FOR MARKERS ONLY

Spoken Text 1 – Question 1 (male and female)

お客さん(female) / 引っ越し屋さん(male)

Listen to the spoken text and answer the questions in **English**, giving as much detail as possible.

お客さん：やったね！新しい家ができて、嬉しいね。

引っ越し屋さん：すみません。この大きいテーブルはどこにおきますか。

お客さん：それはキッチンの近くにおいて下さい。

引っ越し屋さん：椅子は全部一緒におきますか。

お客さん：えーっと、四つはテーブルと一緒にお願いして、二つは二番目のベッドルームにおきましょう。

引っ越し屋さん：はい、分かりました。この美しい富士山の絵はどこにしますか。

お客さん：ええと、それはリビングにあるソファの後ろにおいて下さい。来週友達がうちに来て、取ります。昔その人のお祖父さんは富士山の絵を描きましたよ。

引っ越し屋さん：ああ、そうですか。それから、これはどうしますか。

お客さん客：小さいとけいですか。私はこわしてしまって、もう使うことができません。ゴミ箱に入れて下さい。

引っ越し屋さん：はい、分かりました。

Spoken Text 2 – Question 2 (female)

Listen to the spoken text and answer the questions in **English**, giving as much detail as possible.

今晚は、日本ニュースの浅田真由美です。今日のレポートはタスマニアと日本のシスターシティについてはなします。

ホバートのシスターシティは焼津です。

ホバートでは、毎年5月に日本のお祭りがあります。日本の子どもの日のために、このエリアの日本語を勉強する学生は鯉のぼりを作って、ボタニカルガーデンズで見ることができます。子どもたちはサステナビリティを考えて、リサイクルやコンポストになりやすい物などを使って、鯉のぼりを作ります。焼津はこのイベントをサポートしています。

ロンセストンのシスターシティは池田です。

ロンセストンのシティ・パークにいるさるは池田からプレゼントでもらいました。池田にロンセストンからもらったウォンバットとワラビーがいます。池田の町の中にウォンバットの絵もたくさんあります。池田の人がタスマニアからもらったウォンバットが大好きです。

デヴォンポートのシスターシティはみなまたです。デヴォンポートの子どもたちも鯉のぼりをつくれます。

アーツセンターで見ることができます。そして、デヴォンポートとみなまたに住んでいる人が、「好きなところ」の写真をとって、シェアしていました。

シスターシティのコネクションがあるから、タスマニアの人が日本のことをもっと知ることができます。

Spoken Text 3 – Question 3 (male and female)

お客さん(male) / 受付 (female)

Listen to the spoken text and answer the questions in **English**, giving as much detail as possible.

お客さん: あ! すみません。質問を聞いてもいいですか。

受付: はい、どうぞ。

お客さん: 明日から新幹線で東京に行きますが、初めに荷物はホテルにおきたいです。東京駅から、ホテルまで、どの電車に乗ったほうがいいですか。

受付: どのホテルですか。

お客さん: ホテルは新宿駅のそばにあります。

受付: それでしたら、東京駅から山手線に乗って、新宿駅まで行ってください。

お客さん: 山手線ですか。分かりました。東京で一番楽しくて面白い所はどこですか。

受付: 難しい質問ですね…

ディズニーランドは楽しくて、浅草は面白いけれど、私の一番いい所は東京スカイツリーですね。

お客さん: なぜスカイツリーが一番好きですか。

受付: 高い所が大好きですね。そして、天気がいい日に行ったら、スカイツリーの上から遠くまで見えて、とてもきれいです。

お客さん: いろいろ教えてもらって、ありがとうございました。

受付: 気を付けて行ってきてください。

Spoken Text 4 – Question 4 (male)

Listen to the spoken text and answer the questions in **English**, giving as much detail as possible.

‘p 僕は若い時に、野球があまり好きじゃなかったです。3才の時に、両親と一緒に野球の試合に行って、おとがうるさくて、とてもこわいと思いました。

小学校に入った時、野球をやりたくない気持ちをもっと強くなりました。

1年生の4月に新しい友達が出来て、その子は野球が大好きでした。彼は大阪のチーム「タイガーズ」の大ファンでした。

友達の家で一緒に野球をテレビで見て、ちょっと好きになりました。

小学2年生の時におじさんとおばさんと一緒に野球をまた見に行きました。そのときからやきゅうは楽しいと思いました。

その夏に野球のチームに入って、本当に野球が好きになりました。

今は高校生で、九年間野球をしています。将来はプロになりたいので、学校のあとで、四時から六時半まで練習しています。

End of Transcript

Blank Page

Blank Page



TASMANIAN
ASSESSMENT, STANDARDS
& CERTIFICATION

This exam paper and any materials associated with this exam
(including answer booklets, cover sheets, rough note paper, or information sheets)
remain the property of Tasmanian Assessment, Standards and Certification.

Attach your candidate label here

JAPANESE

JPN315114

Section **B** Reading and Responding

Pages: 16

Questions: 3

Suggested working time: 60 minutes

Instructions:

- There are **two (2) parts** to this section:
 - **Part 1** – answer **both** questions in **English**
 - **Part 2** – answer **the** question in **Japanese**.
- Answer **all** questions and **all** items within each question.
- Write your answers in the spaces provided in this exam paper. You are not required to answer in full sentences.
- The exam is **three (3) hours** in length. The suggested working time for this section is **approximately 60 minutes**.
- You **must** make sure your answers address the listed criterion.

Marker use	
C3	/ 60

Guide to Exam Structure

		Parts	Questions available	Questions to answer	Suggested working time	Marks available
Section	A		4	4	60 minutes	60 marks
Section	B	Part 1	2	2	40 minutes	60 marks
		Part 2	1	1	20 minutes	
Section	C	Part 1	1	1	20 minutes	Extended ratings of A+ to z
		Part 2	5	1	40 minutes	
Totals			13	9	180 minutes (3 hours)	120 and A+ to z rating

Criterion

You **must** make sure your answers address:

- Criterion 3 read and respond to written Japanese texts.

Blank Page

- Answer **both** questions in this part.
- This part is worth 40 marks. The suggested working time for this part is **approximately 40 minutes**.

Question 5

Read the following text, then answer the questions in **English**, giving as much detail as possible.

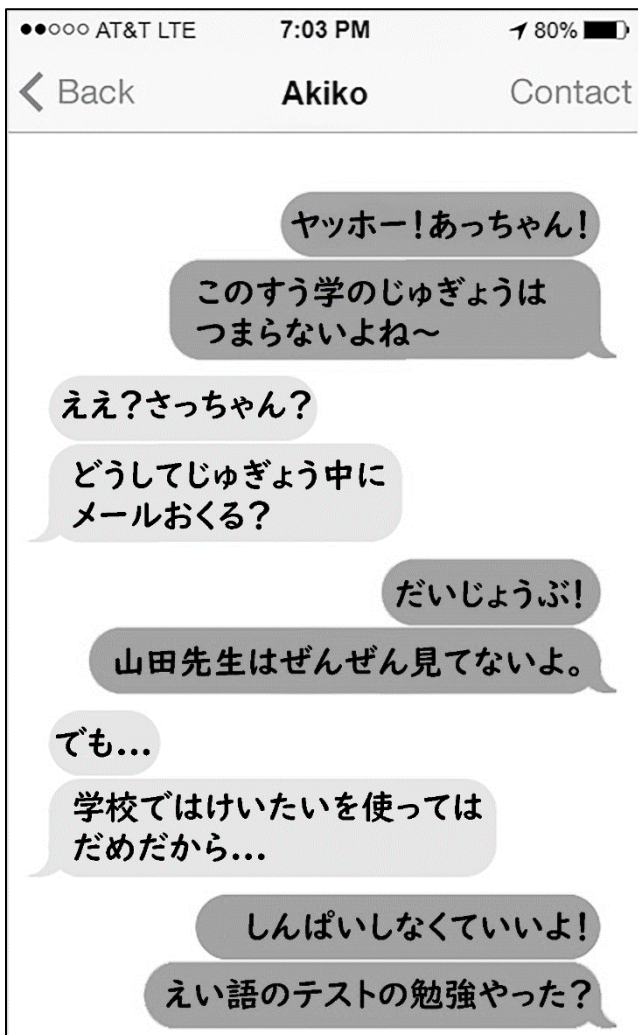


Figure 1: Text conversation (first screenshot).

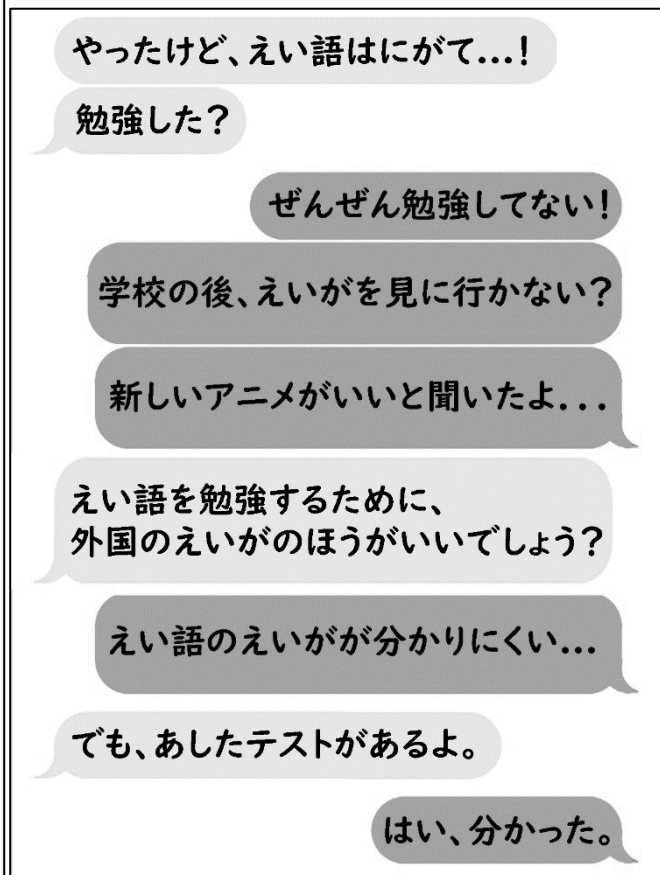


Figure 2: Text conversation (second screenshot).

Question 5 continues

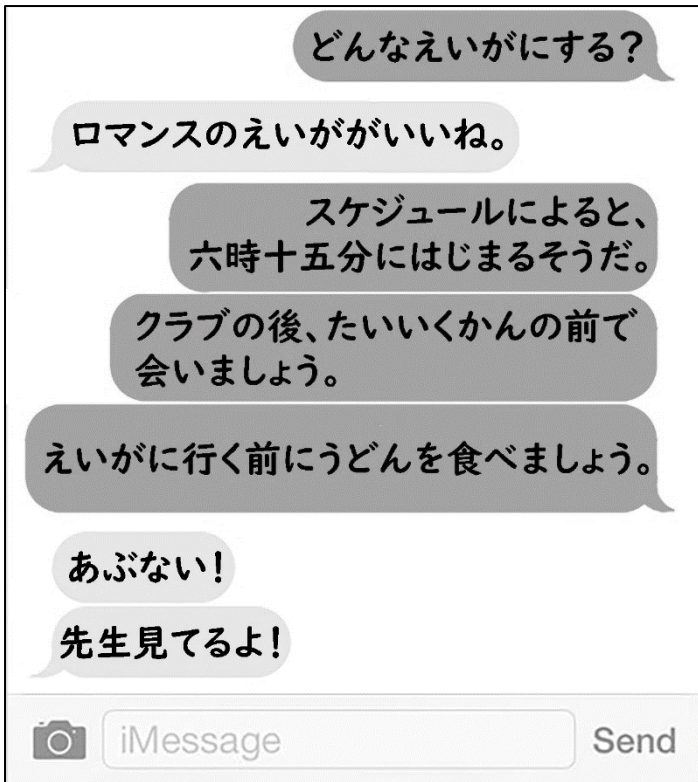


Figure 3: Text conversation (third screenshot).

a) When are Sachiko and Akiko texting each other?

/1.5

.....

.....

.....

b) What is the name of their teacher?

/0.5

.....

c)

i. Are the girls allowed to be sending text messages?

/2.5

.....

ii. How do you know?

.....

.....

Question 5 continued

Marker use

d)

i. Who seems more concerned?

/3

.....

ii. What does Sachiko say to make you think that?

.....

.....

e)

i. For which subject do they have a test?

/1

.....

ii. Has Sachiko studied?

.....

f)

i. What does Sachiko suggest they watch?

/2

.....

ii. Why?

.....

.....

g) Why doesn't Sachiko want to see the English movie?

/1

.....

.....

h)

i. What type of movie do they decide to go and watch?

/1.5

.....

ii. Why?

.....

.....

Question 5 continues

Question 5 continued

Marker use

i) What time does the movie start?

/1

.....

j) Where and when will they meet?

/2

.....

.....

k) What will they do before the movie?

/1

.....

l) In your opinion, what kind of person is Sachiko? Give evidence based on the text. Provide **two (2)** pieces of information to support your answer.

/3

.....

.....

.....

.....

.....

.....

.....

**Total
Q5
/20**

Question 6

Marker use

Read the following text, then answer the questions in **English**, giving as much detail as possible.

Glossary: スマホ = smart phone (mobile phone)

アンケート = survey

けっか = results

アンケート 日本で 20 才いかの人たちに人気があるスマホ

Q1. あなたは何才ですか。

- 12 才~20才
- 20 才いじょう

Q2. あなたが使っているスマホは何ですか。

- ブランド A
- ブランド B
- そのほか(_____)

Q3. スマホを買う時にかんえるポイントは何ですか。

- バッテリー長持ち
- カメラのクオリティ
- ねだん
- デザイン
- 使いやすい

Q4. あなたがスマホでよく買うアプリは何ですか。

- ソーシャルメディア
- ゲーム
- ビデオ
- おんがく
- メール

Q5. スマホを使う時間は一日どのくらいですか。

- 2 時間いか
- 2~4 時間
- 4~6 時間
- 6 時間いじょう

Question 6 continues

Q6. 一年間、アクセソリーにどのくらいお金を使いますか。

- アクセソリーを買いません
- 五百円いか
- 六百円から千円まで
- 千円いじょう

Q7. スマホを使いながら、何をしますか。

- 友だちと話します
- 電車にのります
- 食べます
- しゅくだいをします
- そのほか

けっか

ーばん人気があつたスマホは、ブランド A でした。ブランド B はあんまり人気がありません。

つぎにスマホを買う時にかんがえるポイントは、ねだんがおおいです。

ソーシャルメディアやゲームアプリをよく使います。

一日、使う時間は 2~4 時間です。

おおくな人は一年間で六百円から千円までアクセソリーに使います。アクセソリーを買わない人が少ないです。

スマホを使いながら、電車にのったり、食べたりします。

a) What does the third option in Question 2 on the survey mean? Explain clearly.

/ 1

.....
.....
.....

Question 6 continued

Marker use

b) What are the options provided in Question 3 for the points people consider when purchasing?

/5

.....

.....

.....

.....

.....

.....

c) What is Question 4 asking survey participants?

/1

.....

.....

d) What do the numbers in Question 5 refer to?

/2

.....

.....

.....

e) According to the survey results, which is the most popular?

/1

.....

f) According to the survey results, what are the main uses?

/2

.....

.....

g) How long each day do people use their phones on average?

/1

.....

h) On average, how much do people spend on accessories for their phone each year?

/1

.....

Question 6 continues

Question 6 continued

Marker use

i) What information was given about people that don't buy accessories?

/1

.....

j) What do people most commonly do while they are using their phone?

/1

.....

k)

i. What is the title of the survey?

/2

.....

.....

ii. Is this title appropriate for the survey? Give details in your answer.

/2

.....

.....

**Total
Q6
/20**

- Answer **the** question in this part.
- This part is worth 20 marks. The suggested working time for this part is **approximately 20 minutes**.

Question 7

Read the following text and answer the questions in **Japanese**, giving as much detail as possible.

Glossary かんきょう = environment
 たたむ = to fold

新しいスクーターを買いませんか？

このスクーターは電気ではしります！

かんきょうにやさしくて、CO2 を出しません。

とてもしずかにはしります。

とおく行きます！一かいのチャージで、九十キロメートルもはしることができます。

スピードもはやくて、すぐに学校やしごとに行くことができます。

スクーターはかるいです。たたんで、会社や学校の中にかんたんに持って行くことができます。

今月の間に買ったら、フリーでおなじ色のヘルメットがもらいます！

色は赤、青、くろ、白があります。

一だい十三万円です。

はやく！今すぐにおいましょう！今週中に買ったら、やすくなります！二千円オフ！

サステイナブル・ライフをたのしみましょう！

Question 7 continues

Question 7 continued

Marker use

a) どんな物の CM(commercial)ですか。

/0.5

.....

b) どうやってはしりますか。

/1

.....

.....

c) はしる時に、おとがうるさいですか。

/1.5

.....

.....

.....

d) 一かいのチャージで、何キロはしることができますか。

/1

.....

.....

e) 学校やしごとに行く時は、なぜべんりになりますか。

/2

.....

.....

.....

f)

i. スクーターは会社や学校の外におかなくてははいけませんか。

/3.5

.....

.....

ii. どうしてですか。

.....

.....

Question 7 continued

Marker use

g) 今月の間に買ったなら、何がとくべつですか。

/2.5

.....
.....
.....

h) スクーターは何色がありますか。

/2

.....
.....

i) スクーターはいくらですか。

/1.5

.....
.....

j) 今週中に買ったなら、何がとくべつですか。

/1.5

.....
.....

k) だれがこの CM にきょうみがありますか。

/3

.....
.....
.....

Total
Q7
/20

End of Section B
Blank Page



TASMANIAN
ASSESSMENT, STANDARDS
& CERTIFICATION

This exam paper and any materials associated with this exam
(including answer booklets, cover sheets, rough note paper, or information sheets)
remain the property of Tasmanian Assessment, Standards and Certification.

Attach your candidate label here

JAPANESE

JPN315114

Section **C** Writing

Pages: 12

Questions: 6

Suggested working time: 60 minutes

Instructions:

- There are **two (2)** parts to this section:
 - **Part 1** – Answer the question in **100 – 150 Japanese characters** in **essay form**
 - **Part 2** – These questions are in both **English** and **Japanese**. Answer only **one (1)** question in **300 – 350 Japanese characters**.
- Write your answers in the spaces provided in this exam paper. Include the question number you are answering in the box provided.
- The exam is **three (3) hours** in length. The suggested working time for this section is **approximately 60 minutes**.
- All answers must be written in **Japanese**.
- You **must** make sure your answer addresses the listed criterion.

Marker use	
C4	/ Alpha

Guide to Exam Structure

	Parts	Questions available	Questions to answer	Suggested working time	Marks available
Section A		4	4	60 minutes	60 marks
Section B	Part 1	2	2	40 minutes	60 marks
	Part 2	1	1	20 minutes	
Section C	Part 1	1	1	20 minutes	Extended ratings of A+ to z
	Part 2	5	1	40 minutes	
Totals		13	9	180 minutes (3 hours)	120 and A+ to z rating

Criterion

You **must** make sure your answers address:

- Criterion 4 express ideas and information in written Japanese.

Blank Page

Part 1

- Answer the question in this part.
- Write approximately **100 – 150 characters** in **Japanese**.
- The suggested working time for this part is **approximately 20 minutes**.

Question 8

Japanese: 先週の日曜日の日記を書きなさい。

English: Write a diary entry about your day last Saturday.

Include the following:

- I woke up early on Saturday morning and I had a shower.
- The toast I made for breakfast was delicious, but I was still hungry, so I ate two apples.
- While talking with my dad, I watched the news on TV.
- At 9:45am, I went to meet a university student at a nearby café.
- I sold my old books cheaply to that person.

.....

.....

.....

.....

.....

.....

.....

.....

.....

.....

.....

.....

.....

.....

.....

.....

.....

.....

.....

.....

.....

.....

.....

Part 2

- Answer **one (1)** question in this part.
- Write approximately **300 – 350 characters** in **Japanese**.
- The suggested working time for this part is **approximately 40 minutes**.

Question 9

Japanese: 好きな^す作家^{さっか}やイラストレーターのプロフィールを書き^かなさい。

English: Write a profile of your favourite author or illustrator.

OR

Question 10

Japanese: 音楽^{おんがく}の好み^{この}について、友達^{ともだち}とのオンラインチャットを書き^かなさい。

English: Write an online chat conversation between yourself and a friend about your tastes in music.

OR

Question 11

Japanese: 食べる物^たに合わせて、体^{からだ}の色^{いろ}が変^かわる人^{ひと}の話^{はなし}を書き^かなさい。

English: Write a story about a person who changes colour to match each food that they eat.

OR

Question 12

Marker use

Japanese: 最近さいきんの日本旅行にほんりょこうを計画けいかくして、案内あんないしてくれたツアーガイドに手紙てがみを書きなさい。

旅行りょこうでの経験けいけんを丁寧ていねいにレビューかを書きなさい。

English: Write a letter to the tour guide who planned your trip and showed you around on your recent trip to Japan. Politely review your experiences on your trip.

OR

Question 13

Japanese: 来月らいげつホストする日本人学生にほんじんがくせいに、タスマニアにいる間あいだの計画けいかくを説明せつめいするメールを書きなさい。

English: Write an email to the Japanese student you will host next month, explaining your plans for their visit to Tasmania.

End of Section C
Blank Page



TASMANIAN
ASSESSMENT, STANDARDS
& CERTIFICATION

This exam paper and any materials associated with this exam
(including answer booklets, cover sheets, rough note paper, or information sheets)
remain the property of Tasmanian Assessment, Standards and Certification.